

+

SIGRAFLEX® HOCHDRUCK PRO

TA Luft-compliant multilayer high-strength sealing sheet made from natural graphite with stainless steel foil reinforcement for extreme conditions



SIGRAFLEX HOCHDRUCK PRO is a multilayer high-strength graphite sealing sheet comprising thin layers of high-purity graphite foil and 0.05 mm thick stainless steel foils. Depending on the sheet thickness required, several layers of graphite and stainless steel foil are joined together in a special adhesive-free process. As a result, the sheets have outstanding mechanical properties. The sealing sheet is impregnated to reduce leakage and improve handling.

SIGRAFLEX HOCHDRUCK PRO allows end users in the process industry to cover almost their entire gasket requirements with a reliable and safe product.



† Cross-section

Applications

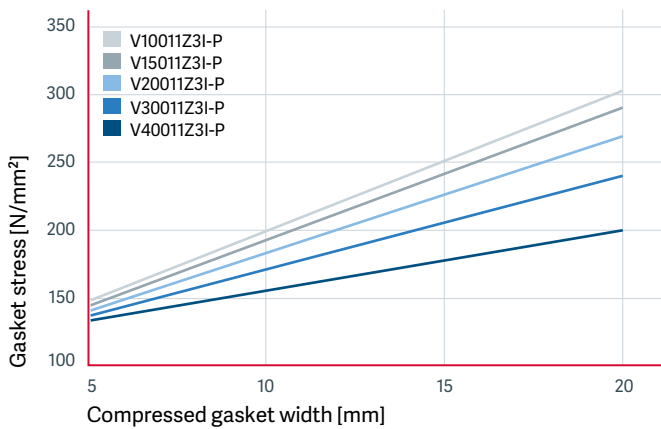
- For difficult and mechanically highly stressed sealed joints (in tongue-and-groove and flanges with special dimensions, process equipment, heat exchangers, etc.); also suitable for all common pipework and vessel flange designs
- For one-piece gasket designs up to an outside diameter of 1500 mm; for diameters above 1500 mm, for example two-layer structures with segmented sections and staggered joints are recommended
- For operating pressures from vacuum up to 250 bar
- For corrosive media
- Operating temperatures range from -250°C up to 450°C depending on chemical resistance, and possibly to 550°C after consulting the manufacturer. Life time might be limited by actual equipment temperatures and operating conditions. Please refer to our technical guidelines regarding thermal stability.
- Chemical, petrochemical, refinery and nuclear industries
- Steam pipework and boilers in power generation plants
- Heat transfer oils and heating equipment
- Inspection glasses, pumps, fittings and valves
- Existing plants

Properties

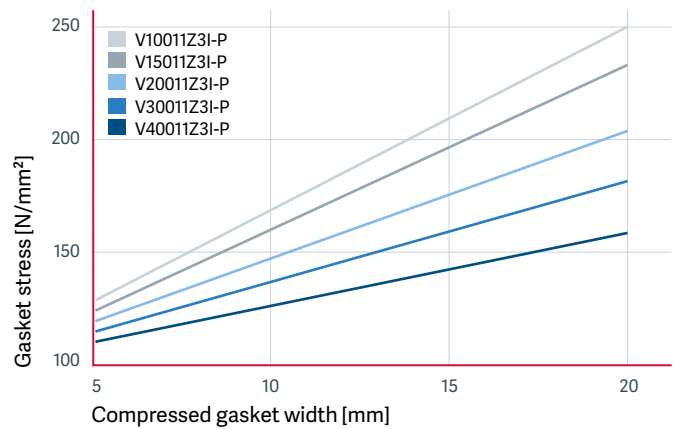
- Reduction in fugitive emissions due to high leak-tightness
- Complies with the TA Luft leakage requirements for all sheet thicknesses
- Outstanding maximum permissible gasket stress
- High operational reliability, increased plant availability
- Excellent oxidation resistance
- Very high blow-out resistance and mechanical strength
- Very high fault tolerance during assembly and operation
- Good chemical resistance
- Long-term stability of compressibility and recovery, even under fluctuating temperatures
- Good scratch resistance and antistick properties due to special impregnation
- No measurable cold or warm flow characteristics up to the maximum permissible gasket stress
- No aging or embrittlement (no adhesives or binders)
- Ease of processing
- Asbestos-free (no associated health risks)

The properties of this product have been improved. The old data sheet is valid for material produced prior to the transition phase.

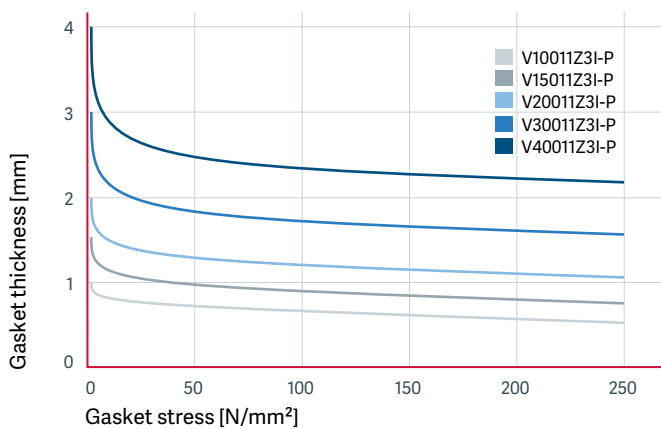
Typical maximum permissible gasket stress of SIGRAFLEX HOCHDRUCK PRO at 20 °C



Typical maximum permissible gasket stress of SIGRAFLEX HOCHDRUCK PRO at 300 °C



Compressibility of SIGRAFLEX HOCHDRUCK PRO



Approvals/Test reports

- TA Luft (VDI 2440/VDI 2200) for all thicknesses
- Fire safe according to API 607
- Blow-out resistance (TÜV Süd at 2.5 times the normal pressure)
- Hot Blow-Out (HOBT, ASTM WK18046)
- BAM oxygen
- DVGW (DIN 3535-6)

Assembly instructions

Our detailed assembly instructions are available on request.

Material data of SIGRAFLEX® HOCHDRUCK PRO

Typical properties	Units	SIGRAFLEX				
		V10011Z3I-P	V15011Z3I-P	V20011Z3I-P	V30011Z3I-P	V40011Z3I-P
Thickness	mm	1.0	1.5	2.0	3.0	4.0
Dimensions	m	1.5 x 1.5 1.0 x 1.0	1.5 x 1.5 1.0 x 1.0	1.5 x 1.5 1.0 x 1.0	1.5 x 1.5 1.0 x 1.0	1.5 x 1.5 1.0 x 1.0
Bulk density of graphite	g/cm ³	1.1	1.1	1.1	1.1	1.1
Ash content of graphite (DIN 51903)	%	≤ 0.15	≤ 0.15	≤ 0.15	≤ 0.15	≤ 0.15
Purity	%	≥ 99.85	≥ 99.85	≥ 99.85	≥ 99.85	≥ 99.85
Total chloride content	ppm	≤ 10	≤ 10	≤ 10	≤ 10	≤ 10
Total halogen content	ppm	≤ 50	≤ 50	≤ 50	≤ 50	≤ 50
Total sulphur content	ppm	< 300	< 300	< 300	< 300	< 300
Oxidation rate in air at 670 °C (TGA)	%/h	< 4	< 4	< 4	< 4	< 4
Oxidation inhibitor		yes	yes	yes	yes	yes
Passive corrosion inhibitor (ASTM F 2168-13)		yes	yes	yes	yes	yes
Reinforcing steel sheet details		Smooth stainless steel foil				
ASTM material number		316 (L)	316 (L)	316 (L)	316 (L)	316 (L)
Thickness	mm	0.05	0.05	0.05	0.05	0.05
Number of sheets		2	3	4	6	9
Residual stress (DIN 52913)	$\sigma_{D 16 h, 300 °C, 50 N/mm^2}$ N/mm ²	≥ 48	≥ 48	≥ 48	≥ 48	≥ 48
Gasket factors (DIN E 2505 / DIN 28090-1)						
Gasket width $b_D = 20$ mm at an internal pressure of						
$\sigma_{VU/0.1}$	10 bar	N/mm ²	10	10	10	10
	16 bar	N/mm ²	10	10	12	13
	25 bar	N/mm ²	10	12	14	15
	40 bar	N/mm ²	12	14	16	18
m			1.3	1.3	1.3	1.3
σ_{VO}		N/mm ²	305	290	270	240
σ_{BO} at 300 °C		N/mm ²	250	230	210	180
Gasket factors according to DIN EN 13555			see www.gasketdata.org			
Compression factors (DIN 28090-2)						
Compressibility	ϵ_{KSW}	%	35	35	35	35
Recovery at 20 °C	ϵ_{KRW}	%	5	5	5	5
Hot creep	ϵ_{WSW}	%	< 3	< 3	< 3	< 3
Recovery at 300 °C	ϵ_{WRW}	%	4	4	4	4
Young's modulus at 20 N/mm ² (DIN 28090-1)		N/mm ²	750	750	750	750
ASTM	„m“-factor		2.5	2.5	2.5	2.5
	„y“-factor	psi	2000	2000	2000	2000
Compressibility (ASTM F36)		%	35	35	35	35
Recovery (ASTM F36)		%	17	17	17	17
The gasket factor conversion formulas as per AD Merkblatt B7 are as follows			$k_0 \times K_D = \sigma_{VU} \times b_D$ $k_1 = m \times b_D$			

Definitions

$\sigma_{VU/0.1}$	Minimum gasket assembly stress needed to comply with leakage class L 0.1 (according to DIN 28090-1) Recommended gasket assembly stress: ≥ 20 N/mm ² up to σ_{BO}	k_0	in mm, factor for gasket assembly stress
σ_{BU}	Minimum gasket assembly stress in service, where σ_{BU} is the product of internal pressure p_i and gasket factor m for test and in service ($\sigma_{BU} = p_i \times m$)	k_1	in mm, factor for gasket stress in service
σ_{VO}	Maximum permissible gasket stress at 20 °C	K_D	in N/mm ² , max. gasket stress-bearing capacity under assembly conditions
σ_{BO} at 300 °C	Maximum permissible gasket stress in service	ϵ_{KSW}	Compression set under a gasket stress of 35 N/mm ²
m	$m = \sigma_{BU} / p_i$	ϵ_{KRW}	Gasket recovery after reduction in gasket stress from 35 N/mm ² to 1 N/mm ²
„m“-factor	Similar to m , but defined acc. to ASTM, hence different value	ϵ_{WSW}	Gasket creep compression under a gasket stress of 50 N/mm ² at 300 °C after 16 h
„y“-factor	Minimum gasket stress in psi	ϵ_{WRW}	Recovery after reduction in gasket stress from 50 N/mm ² to 1 N/mm ²

The percentage changes in thickness of ϵ_{KSW} , ϵ_{KRW} , ϵ_{WSW} and ϵ_{WRW} are relative to the initial thickness.

Product overview

Products	Characteristics	Recommended applications
SIGRAFLEX FOIL F.../C/E/Z/APX/APX2	Flexible, continuous	-250 °C to approx. 550 °C, for die-formed packing rings, spiral-wound and kammprofile gaskets
SIGRAFLEX STANDARD L...CI	Unreinforced, impregnated	Raised-face flanges, enamel or glass flanges, highly corrosive media
SIGRAFLEX ECONOMY V...C4	Reinforced with bonded stainless steel foil	Pumps, fittings, gas supply and waste gas pipelines
SIGRAFLEX UNIVERSAL V...C2I	Reinforced with tanged stainless steel, impregnated	Pipework and vessels in the chemical and petrochemical industries and in power generation plants
SIGRAFLEX UNIVERSAL PRO V...C2I-P	Reinforced with tanged stainless steel, impregnated	TA Luft applications, for pipework and vessels in the chemical and petrochemical industries and in power generation plants
SIGRAFLEX SELECT V16010C3I	Reinforced with stainless steel foil, adhesive-free, impregnated	TA Luft applications, raised-face flanges, pipework in the chemical and petrochemical industries
SIGRAFLEX HOCHDRUCK V...Z3I	Multilayer material, reinforced with stainless steel foil, adhesive-free, impregnated	Universal sealing sheet, also for solving sealing problems in pipework, process equipment, tongue-and-groove flanges and non-standard joints in the chemical, petrochemical and nuclear industries and in power generation plants
SIGRAFLEX HOCHDRUCK PRO V...Z3I-P	Multilayer material, reinforced with stainless steel foil, adhesive-free, impregnated	Universal sealing sheet for TA Luft applications, also for solving sealing problems in pipework, process equipment, tongue-and-groove flanges and non-standard joints in the chemical, petrochemical and nuclear industries and in power generation plants
SIGRAFLEX APX2 HOCHDRUCK V...W3	Multilayer material, reinforced with stainless steel foil, adhesive-free	Universal sealing sheet, also for solving sealing problems in high temperature applications in pipework, process equipment, tongue-and-groove flanges and non-standard joints in the chemical and petrochemical industries and in power generation plants
SIGRAFLEX MF V...MF	Adhesive-free laminate made of graphite, stainless steel and PTFE	Maximum requirements for sealability (TA Luft), safety and process hygiene; sealed joints in the chemical, petrochemical, pharmaceutical and food industries
SIGRAFLEX EMAIL V...Z3E	Reinforced with stainless steel foil, adhesive-free	PTFE-envelope gaskets for enameled pipework, vessels and stub connections, etc.



Additional information on our SIGRAFLEX sealing materials can be found under "Download Center" on our homepage.

www.sglgroup.com/sigraflex-downloads

TDS HOCHDRUCK PRO_Sheet.01

* registered trademarks of SGL CARBON SE

This information is based on our present state of knowledge and is intended to provide general notes on our products and their uses. It should therefore not be construed as guaranteeing specific properties of the products described or their suitability for a particular application. Any existing industrial property rights must be observed. The quality of our products is guaranteed under our "General Conditions of Sale".

08 2015/01NÄ Printed in Germany

Graphite Materials & Systems | SGL CARBON GmbH | SGL TECHNIC Inc.

Sales Europe/Middle East/Africa | sigraflex-europe@sglgroup.com

Sales Americas | sigraflex-americas@sglgroup.com

Sales Asia/Pacific | sigraflex-asia@sglgroup.com

www.expanded-graphite.com | www.sglgroup.com/gms

